



## **Debbie Richards**

### **Biography**

**Birth Date** 06/01/56

### **Introduction**

Painting has always been my hobby (well a compulsion really). For many years I was a consultant in marketing in the textile industry and then four years ago I decided to go and study art properly. I completed my degree in Fine Art at NEWI in North Wales. I now make my living teaching and painting.

### **Education**

1977 Manchester University BSc (Hons) Psychology  
2001 Foundation in Art & Design at Mid-Cheshire College (Distinction)  
2005 BA (Hons) Fine Art (Painting) NEWI, North Wales

### **Selected Commissions**

2002 Group wedding portrait for Mrs Bron Warren  
2003 Abstract painting for the private chapel of Bishop Brian Noble  
2004 Two portraits of Stuart Meir  
2004 Portrait of Miss Laurel Charlton-Blore  
2004 Portrait of Lois Wolffe  
2005 Double portrait of Dave and Kath Rigby  
2005 Child portrait of Eleanor Richards  
2005 Portrait of Keith Jones

### **Artists Statement**

Landscape painters talk about trying to evoke their experience of a place both physically, such as the feel of wind on their face, and emotionally. They also talk about the 'Genius Loci' or spirit of the place. That is exactly how I feel about my work except that I'm painting people. My works are subjective and works of art in their own right - as well as being good likenesses. I express my experience of the sitter through my



choice of colour (rarely literal) composition, gesture and facial expression

## Statement

I like to meet and chat with the person I'm going to paint first and when they are at ease I then make a life drawing of them. This is to help me learn the shape of their face through close and extended observation - it is rarely the pose chose for the finished piece. I then take photographic references using a sensitive film so that I do not need to use a flash. Flashes are bad because they destroy shadows and shadows are needed to accurately describe the 3D shape of limbs on my 2D canvas.












I then go away and work out the composition of the painting and then make my own stretched canvas to fit the size and proportions needed. Once the canvas is primed I do a charcoal drawing on it. If I'm having trouble getting a good likeness at this point I stop and request another sitting. At this sitting I continue drawing directly on to the canvas. Once I'm happy with it (and I may prop it up in the studio and walk past it for days making little adjustments) I then fix it. I experiment with combinations of colours on a scrap of oil paper until I'm happy with my palette. This is usually restricted in order to give unity to the finished piece. Then I start painting on the canvas using the palette I've chosen.

The process takes about 10 to 12 weeks from initial sitting to delivery. It is advisable to varnish oil paintings 6 months after completion.

I'm very fussy about how my work is presented and I use a local framer who works for art galleries in my area. He customises frames to suit the piece. This can be done at cost





	<b>Drawings</b>	From £500
	<b>Head and Shoulders</b>	From £1500
	<b>Half Length</b>	From £2000
	<b>¾ Length</b>	From £2000
	<b>Full Length</b>	From £2500
	<b>Double Portrait</b>	From £3000
	<b>Group Portrait</b>	From £4000
	<b>Building</b>	From £1500
	<b>Animals</b>	From £1500
	<b>Murals</b>	From £2000
	<b>Wildlife</b>	From £500

The Prices quoted are for the standard mediums of oil on canvas and bronze (in the case of sculpture).  
For other mediums, prices may vary, please enquire directly with us for more specific quotes.

